

24-0000466.000



Cory Johnson
County Auditor
Guernsey County, Ohio
auditor.guernseycounty.gov

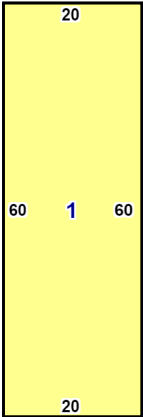
11/30/2025

Parcel
24-0000466.000
429-OTHER RETAIL STRUCTURES
Owner
CARPENTER DANA EDSON
SOLD: 4/1/2021 \$106,632.01

Address
195 PIKE ST QUAKER CITY OH 43773
EAST GUERNSEY LSD
Appraised
\$26,000.00
ACRES: 0

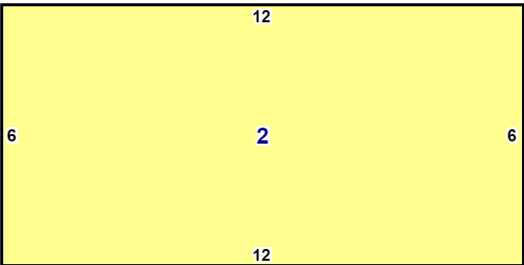
Sketches

Sketch 1




1
Cl
1200 sqft

Sketch 2



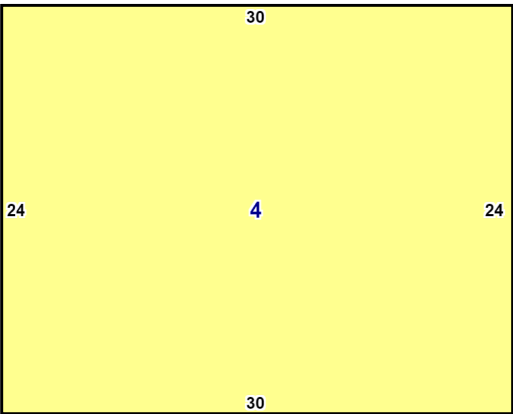
2
Cl
72 sqft

Sketch 3



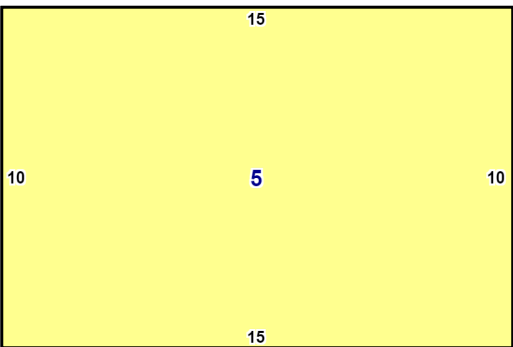
3
Cl
708 sqft

Sketch 4



4
Cl
720 sqft

Sketch 5



5
Cl
150 sqft

Location

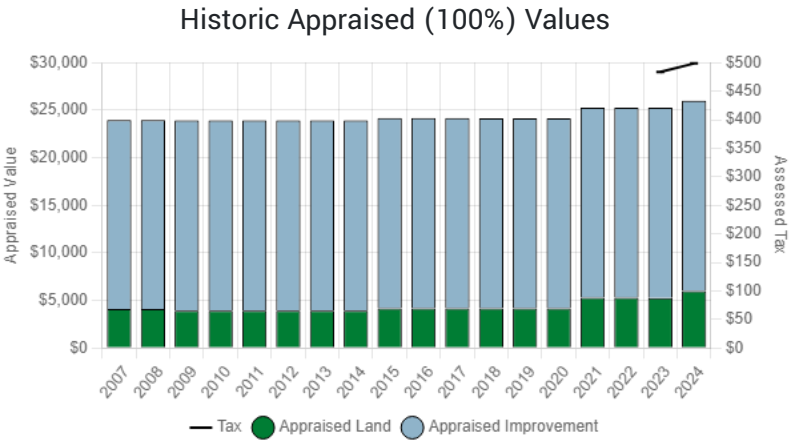
Parcel	24-0000466.000
Owner	CARPENTER DANA EDSON
Address	195 PIKE ST QUAKER CITY OH 43773
City / Township	QUAKER CITY VILLAGE
School District	EAST GUERNSEY LSD

Owner Address	
Mailing Name	CARPENTER DANA E
Mailing Address	60980 WILLOW RD
City, State, Zip	QUAKER CITY OH 43773

Tax Mailing Address	
Mailing Name	CARPENTER DANA E
Mailing Address	60980 WILLOW RD
City, State, Zip	QUAKER CITY OH 43773

Valuation

Year	Appraised (100%)			Assessed (35%)		
	Land	Improvements	Total	Land	Improvements	Total
2024	\$6,000.00	\$20,000.00	\$26,000.00	\$2,100.00	\$7,000.00	\$9,100.00
2023	\$5,270.00	\$20,000.00	\$25,270.00	\$1,840.00	\$7,000.00	\$8,840.00
2022	\$5,280.00	\$20,000.00	\$25,280.00	\$1,850.00	\$7,000.00	\$8,850.00
2021	\$5,280.00	\$20,000.00	\$25,280.00	\$1,850.00	\$7,000.00	\$8,850.00
2020	\$4,160.00	\$20,000.00	\$24,160.00	\$1,460.00	\$7,000.00	\$8,460.00
2019	\$4,160.00	\$20,000.00	\$24,160.00	\$1,460.00	\$7,000.00	\$8,460.00



Legal

Legal Acres	0	Land Use	429-OTHER RETAIL STRUCTURES
Legal Description	R7 T9 SS20-07 W PT LOT 57 J SMITH 4TH	Neighborhood	9244-24-QUAKER CITY COM
Agricultural District	NO	Special Assessments	YES
In Foreclosure	NO	In Bankruptcy	NO
In Sheriff Sale	NO	On Contract	NO
On Escrow	NO	On CAUV	NO
Has Homestead Reduction	NO	Has Owner Occupancy Reduction	NO
Lender		Certified Delinquent Year	2025

Improvements

#	Code	Description	Size (LxW)	Area	Year Built	Appraised Value	Assessed Value
1	CI	RETAIL STORE: < 5,000 SF	60x20	1200	1880	\$20,000.00	\$7,000.00
2	CI	*OP OF IMPROVEMENT #1	6x12	72	1880	\$0.00	\$0.00
3	CI	1S FR OF IMPROVEMENT #1	59x12	708	1880	\$0.00	\$0.00
4	CI	1S FR OF IMPROVEMENT #1	24x30	720	1880	\$0.00	\$0.00
5	CI	1S FR OF IMPROVEMENT #1	10x15	150	1880	\$0.00	\$0.00
Totals						\$20,000.00	\$7,000.00

Sales

Date	Buyer	Seller	Conveyance Number	Deed Type	Valid	Parcels In Sale	Amount
4/1/2021	CARPENTER DANA EDSON	HARTLEY DONALD R	503	DEED OF EXECUTOR	False	2	\$106,632.01
5/21/2020	HARTLEY DONALD R	HARTLEY DONALD R	802	AFFIDAVIT (OF ANY TYPE)	False	2	\$0.00
9/11/2001	HARTLEY DONALD R	NOT ON FILE	1357	WARRANTY DEED	True	1	\$48,000.00
9/5/2000	NOT ON FILE	NOT ON FILE	1249	WARRANTY DEED	True	7	\$0.00
5/16/1988	NOT ON FILE	NOT ON FILE	540	NOT AVAILABLE	False	2	\$0.00
8/28/1986	NOT ON FILE	NOT ON FILE	885	NOT AVAILABLE	False	2	\$0.00

Land

Code	Type	Dim 1	Dim 2	Dim 3	Unit Rate	Rate Factor	Adjustment Factor	Appraised Value
F	FRONT	66.000	75.000	0.000	0	70	100	\$6,000.00
Totals		0.000 Acres						\$6,000.00

Tax				
2024				
	Delinquent	First Half	Second Half	Year Total
CHARGE	\$0.00	\$303.53	\$303.53	\$607.06
REDUCTION		-\$54.30	-\$54.30	-\$108.60
EFFECTIVE TAX	\$0.00	\$249.23	\$249.23	\$498.46
ADJUSTMENT	\$0.00	\$0.00	\$0.00	\$0.00
NON-BUSINESS CREDIT		\$0.00	\$0.00	\$0.00
OWNER OCCUPANCY CREDIT		\$0.00	\$0.00	\$0.00
HOMESTEAD		\$0.00	\$0.00	\$0.00
NET TAX	\$0.00	\$249.23	\$249.23	\$498.46
CAUV RECOUPMENT	\$0.00	\$0.00	\$0.00	\$0.00
SPECIAL ASSESSMENTS	\$0.00	\$0.00	\$0.00	\$0.00
SA PENALTY	\$0.00	\$0.00	\$0.00	\$0.00
SA INTEREST	\$0.00	\$0.00	\$0.00	\$0.00
OTHER PENALTY	\$0.00	\$24.92	\$52.34	\$77.26
OTHER INTEREST	\$0.00	\$0.00	\$0.00	\$0.00
NET OWED	\$0.00	\$274.15	\$301.57	\$575.72
NET PAID	\$0.00	\$0.00	\$0.00	\$0.00
NET DUE	\$0.00	\$274.15	\$301.57	\$575.72
			SURPLUS	\$0.00

Yearly Tax Value Summary

Year	Effective Tax	Delinquency	Net Tax	Taxes Billed
2024	\$498.46	\$0.00	\$498.46	\$498.46

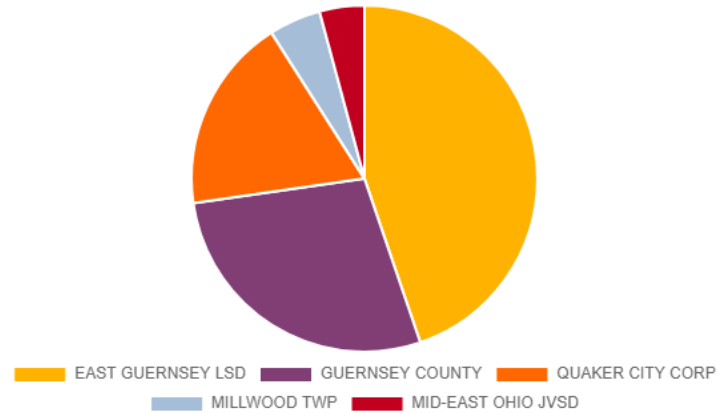
Year	Effective Tax	Delinquency	Net Tax	Taxes Billed
2023	\$481.44	\$0.00	\$481.44	\$483.44

Tax Payments	
Payment Date	Amount
6/21/2024	\$241.72
2/23/2024	\$241.72
6/23/2023	\$245.62
2/24/2023	\$245.62
6/24/2022	\$241.71
2/25/2022	\$241.71
6/25/2021	\$248.31
2/26/2021	\$248.31
7/16/2020	\$245.22
2/28/2020	\$245.22
8/28/2019	\$12.36
6/27/2019	\$247.28
2/22/2019	\$247.28
6/26/2018	\$242.53
3/2/2018	\$242.53
8/29/2017	\$11.99
6/28/2017	\$239.83
2/24/2017	\$239.83
6/24/2016	\$230.56
2/25/2016	\$230.56
6/26/2015	\$240.68
2/20/2015	\$240.68
6/27/2014	\$241.02
2/21/2014	\$241.02
6/28/2013	\$247.52
2/22/2013	\$247.52
6/21/2012	\$239.81
2/24/2012	\$239.81
6/24/2011	\$237.69
2/23/2011	\$237.69
7/14/2010	\$235.16
3/24/2010	\$235.16
6/17/2009	\$212.87
2/18/2009	\$212.87
6/18/2008	\$206.63

Payment Date	Amount
2/27/2008	\$206.63

Tax Distribution

2024



Tax Unit Name	Levy Name	Amount	Percentage
QUAKER CITY CORP	GENERAL FUND	\$28.39	4.93%
QUAKER CITY CORP	1976 FIRE	\$25.16	4.37%
QUAKER CITY CORP	2006 SEWAGE	\$10.56	1.83%
QUAKER CITY CORP	2009 CURRENT EXPENSE	\$29.61	5.14%
QUAKER CITY CORP	2020 STREET IMPROVEMENT	\$11.11	1.93%
GUERNSEY COUNTY	GENERAL FUND	\$27.32	4.75%
GUERNSEY COUNTY	1990 MENTAL HEALTH & RETARDATION	\$28.12	4.88%
GUERNSEY COUNTY	1999 MENTAL HEALTH & RETARDATION	\$15.33	2.66%
GUERNSEY COUNTY	2010 COUNTY HEALTH	\$4.43	0.77%
GUERNSEY COUNTY	2010 COUNTY HOME	\$8.84	1.54%
GUERNSEY COUNTY	2012 COUNTY HEALTH	\$4.43	0.77%
GUERNSEY COUNTY	2012 LIBRARY	\$8.84	1.54%
GUERNSEY COUNTY	2014 MENTAL HEALTH	\$8.84	1.54%
GUERNSEY COUNTY	2017 SHERIFF 911	\$8.84	1.54%
GUERNSEY COUNTY	2020 SENIOR CITIZENS	\$13.28	2.31%
GUERNSEY COUNTY	2021 CHILDREN SERVICES	\$25.66	4.46%
GUERNSEY COUNTY	2022 MEALS ON WHEELS	\$7.16	1.24%
MID-EAST OHIO JVSD	1976 CURRENT EXPENSE	\$6.77	1.18%
MID-EAST OHIO JVSD	1986 CURRENT EXPENSE	\$14.26	2.48%
Totals		\$575.72	100%

Tax Unit Name	Levy Name	Amount	Percentage
MID-EAST OHIO JVSD	2009 PERMANENT IMPROVEMENT	\$3.09	0.54%
EAST GUERNSEY LSD	PERMANENT IMPROVEMENT	\$34.69	6.03%
EAST GUERNSEY LSD	1976 CURRENT EXPENSE	\$223.04	38.74%
MILLWOOD TWP	GENERAL FUND	\$14.72	2.56%
MILLWOOD TWP	2017 CURRENT EXPENSE	\$13.23	2.30%
Totals		\$575.72	100%

Special Assessments

Project Name	Year	Due			Collected		Balance		
		Delinquent	First Half	Second Half	First Half	Second Half	First Half	Second Half	Total
390 MUSKINGUM WATERSHED	2023	\$0.00	\$1.00	\$1.00	\$1.00	\$1.00	\$0.00	\$0.00	\$0.00